









I.C.Tech Worksheet # 3

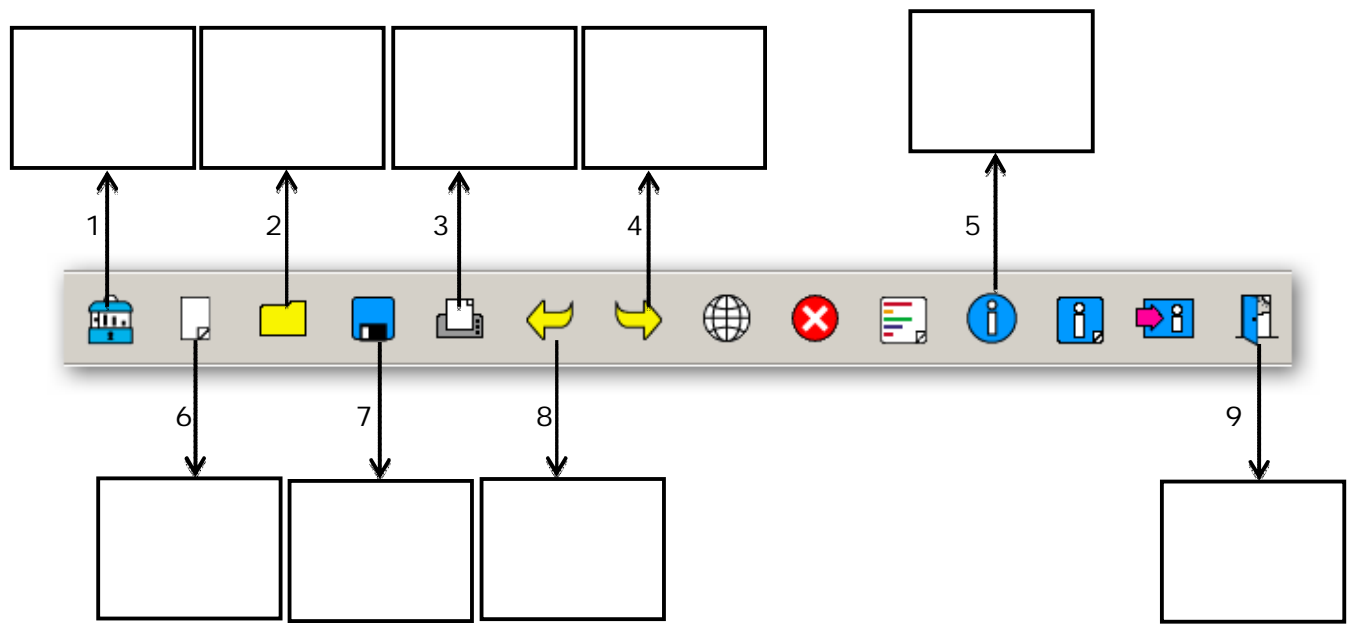
The City School
PAF Chapter
Junior Section (Jr IV)

Chapter No. 5: Modeling Effects on Screen

Q.1 Write down the tasks of each of the following icons from the toolbox:

a			e		
b			f		
c			g		
d			h		

Q.2 Write down the operations of each sub-menu:



Q. 3 What is LOGO? Name the two screens in LOGO and define their functions:

Q. 4 Define the following terms:

(a) PenUp:

(b) PenDown:

(c) Clear:

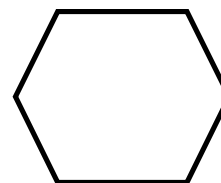
(d) Repeat:

(e) Label:

Q. 5 Write down the repeat command to draw a hexagon and calculate the angles (assuming all angles to be equal):

Calculate angle: _____

Repeat Command: _____



Q.6 Could you help this girl find the corn?

