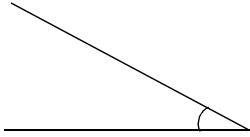


Mathematic Worksheet

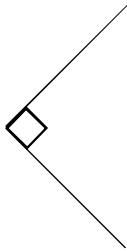
Year 3

Q1. Identify the angles and write their name.

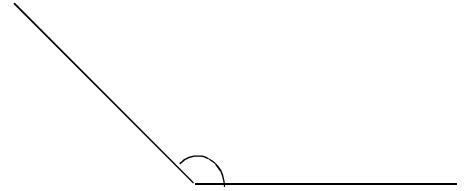
a)



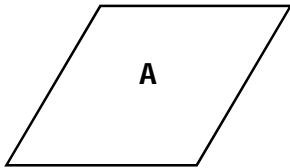
b)



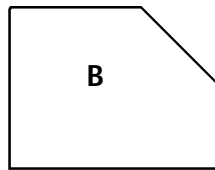
c)



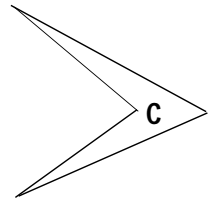
Q2. How many right angles in each shape?




\_\_\_\_\_



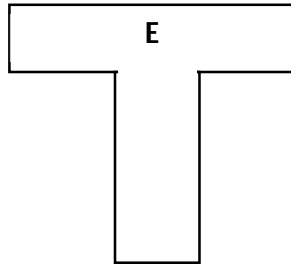
\_\_\_\_\_



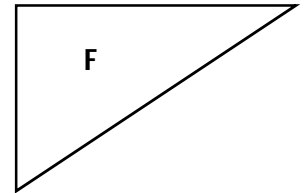
\_\_\_\_\_



\_\_\_\_\_

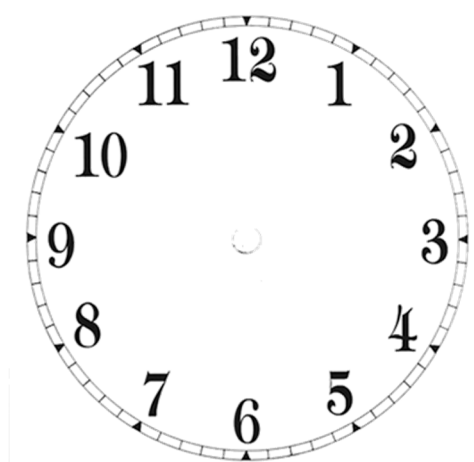
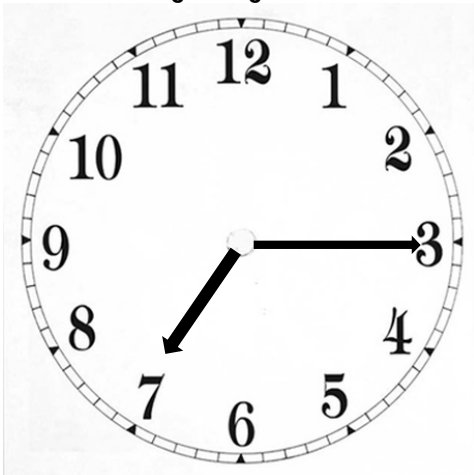


\_\_\_\_\_



\_\_\_\_\_

Q3. This clock is showing the time 7:15am. Draw the hands to show what time it would be if minute hand turns anticlockwise 3 right angles.



# Mathematic Worksheet

## Year 3 (Answer Key)

- Q1. a) Acute Angle  
b) Right Angle  
c) Obtuse Angle

- Q2. a) 0    b) 3    c) 0  
d) 4    e) 6    f) 1

Q3.

