
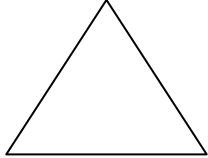


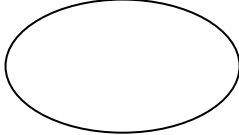
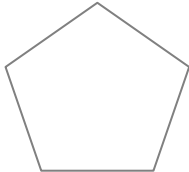
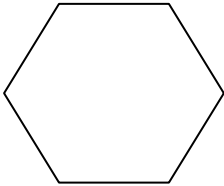
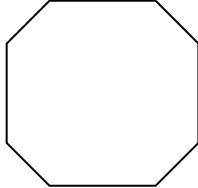


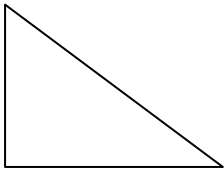
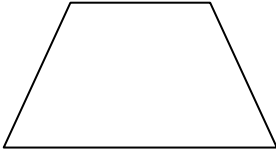



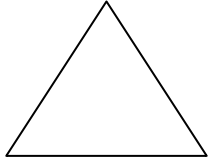


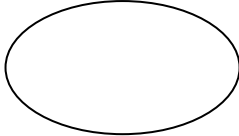
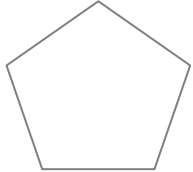
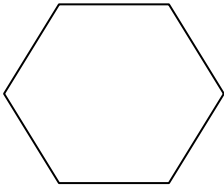
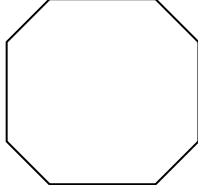


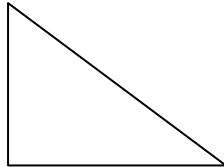
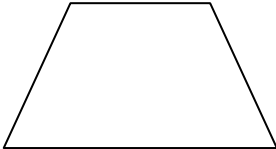
Math Blog Worksheet- Year 4

2d Shapes

2d shapes are flat. We know that some have corners and all of them have sides. Name the shapes below and describe the properties. Colour the shapes.

 <p>Name: _____ Side: _____ Corners: _____</p>	 <p>Name: _____ Side: _____ Corners: _____</p>	 <p>Name: _____ Side: _____ Corners: _____</p>
 <p>Name: _____ Side: _____ Corners: _____</p>	 <p>Name: _____ Side: _____ Corners: _____</p>	 <p>Name: _____ Side: _____ Corners: _____</p>
 <p>Name: _____ Side: _____ Corners: _____</p>	 <p>Name: _____ Side: _____ Corners: _____</p>	 <p>Name: _____ Side: _____ Corners: _____</p>
 <p>Name: _____ Side: _____ Corners: _____</p>	 <p>Name: _____ Side: _____ Corners: _____</p>	 <p>Name: _____ Side: _____ Corners: _____</p>

Answering key

 <p>Name: circle Side: 1 curved Corners: 0</p>	 <p>Name: triangle Side: 3 Corners: 3</p>	 <p>Name: Square Side: 4 Corners: 4</p>
 <p>Name: rectangle Side: 4 Corners: 4</p>	 <p>Name: oval Side: 1 curved Corners: 0</p>	 <p>Name: Pentagon Side 5 Corners: 5</p>
 <p>Name: Hexagon Side: 6 Corners: 6</p>	 <p>Name: Octagon Side: 8 Corners: 8</p>	 <p>Name: Parallelogram Side: 4 Corner: 4</p>
 <p>Name: Diamond Side: 4 Corners: 4</p>	 <p>Name: Right-angled triangle Side: 3 Corners: 3</p>	 <p>Name: Trapezoid Side: 4 Corners: 4</p>