

Math Blog Worksheet – Year 4

Name: _____ Class: _____ Section: _____ Date: _____

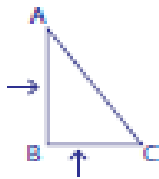
Parallel and Perpendicular Lines : Shapes

Sheet 1

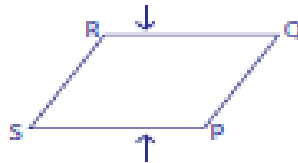
Part - A

Write a relation between the lines indicated by the arrows in each shape.

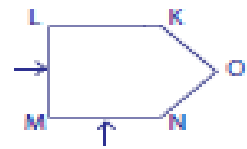
1)



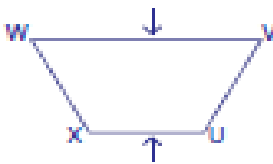
2)



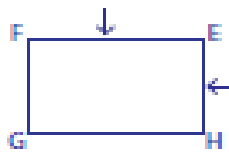
3)



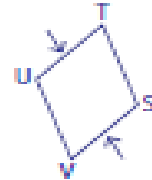
4)



5)



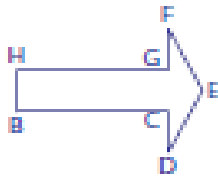
6)



Part - B

Identify the pair of parallel and perpendicular lines in each shape. Name them.

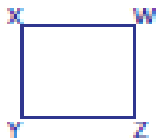
7)



Perpendicular lines: _____

Parallel lines: _____

8)



Perpendicular lines: _____

Parallel lines: _____

Answer Key

1) Perpendicular

2) Parallel

3) Perpendicular

4) Parallel

5) Perpendicular

6) Parallel

7) Perpendicular: $HB \perp BC$, $GH \perp HB$, $BC \perp CD$, $FG \perp GH$.

Parallel: $HG \parallel BC$

8) Perpendicular: $XY \perp YZ$, $WX \perp XY$, $ZW \perp WX$, $WZ \perp ZY$.

Parallel: $XW \parallel YZ$, $XY \parallel WZ$,